

# PRIMERUS Actions Monde

(Unit F - ISIN: FR0013215514)

## Key investor information document

This document provides you with key investor information about this fund. It is not marketing material. The information within this document is required by law to help you understand the characteristics and the risks of this investment fund. You are advised to read it so you can make an informed decision on whether or not to invest.

Management Company: Flornoy & Associés Gestion

### INVESTMENT OBJECTIVE AND INVESTMENT POLICY

The investment objective of PRIMERUS Actions Monde is to outperform its composite benchmark : 80% MSCI World NR EUR + 20% capitalised EONIA over the recommended investment period. The MSCI World NR Index is valued at closing and expressed in euros, dividends reinvested and the Eonia takes into account the capitalisation of interest.

It is classified as 'international equities.'

To achieve its investment objective, the investment team exposes the portfolio to global equity markets according to 3 strategies:

- Long-term investment theme (water, ageing, security, digital...)
- Geographic allocation by country or zone to benefit from different economic cycles
- The selection of international equity funds that have demonstrated over the long term an attractive risk/return based on the analysis of Flornoy & Associés Gestion. The selection of the managers is based on performance criteria, specific know-how, risk/return, quality of the Management Team, transparency of the decision-making process, etc.)

Based on its macroeconomic scenario, the investment team establishes the strategy through direct investments and/or UCITS or AIF and/or through forward financial instruments.

The investment team may seek to reduce risk if necessary by increasing the share of money market and fixed income instruments up to a limit of 40% of net assets

The UCITS shall respect the following exposure ranges on the net assets, either directly or via mutual funds:

- From 60% to 100% in international equities of all capitalisation sizes, all geographical areas including emerging countries, all sectors (target: from 80% to 100%), including:
  - A maximum of 60% of emerging market equities;
  - A maximum of 60% of small-cap stocks ( market capitalisation of more than euros 500 million).

- From 0% to 40% in money market and/or fixed income products (money market instruments, sovereign debt instruments, public and private sector, all geographical areas including emerging countries, Investment Grade rating according to the analysis by the Management Company or the rating agencies)
- From 0% to 100% in currency risk on non-euro currencies. The main currencies to which the fund can be exposed include the US dollar, the yen, the Indian rupee, the Hong Kong Dollar.

The Fund may be invested in:

- Equities
- Debt securities and money market instruments.
- above 20% of its net assets in French or foreign UCITS and up to 30% in French AIFs, referred to in R.214-25 and meeting the conditions of article R.214-13 of the French monetary and financial code with a 10% maximum for each individual UCITS

It may also invest in futures traded on regulated French and foreign markets or over-the-counter for the purpose of hedging of equity and/or currency risks, without causing an overall overexposure of the net assets.

**Allocation of distributable sums :** Total Accumulation.

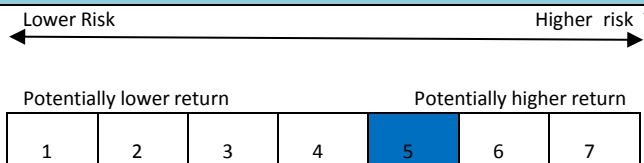
**Recommended minimum investment period:** over 5 years.

This UCITS may not be appropriate for investors who plan to withdraw their money before this date.

**Conditions for subscribing and redeeming shares:** Subscription and redemption orders are centralised each Friday when it is a business day before 11 a.m Paris time and executed on the basis of the next net asset value calculated on the day's closing prices.

The net asset value is calculated each Friday with the exception of public holidays and days on which the Paris Stock Exchange is closed.

### RISK AND REWARD PROFILE



This fund is in this category because of its significant exposure to equity markets. Investments in small and mid cap equities, in emerging markets, may result in large and rapid fluctuations in the net asset value due to the low liquidity of these markets and result in volatile net asset values, thus giving a high risk and return profile.

#### OTHER MATERIAL RISKS NOT TAKEN INTO ACCOUNT BY THE INDICATOR :

#### MEANING OF THIS INDICATOR

This indicator helps to measure the level of volatility of the UCITS and the risk to which your capital is exposed.

Historical data such as that used to calculate the synthetic indicator may not be a reliable indication of the future risk profile of the UCITS.

The risk and reward category shown is not guaranteed to remain unchanged and the categorisation of the Fund may evolve over time.

A high possibility of gain also carries a high risk of loss. The Fund's risk category '5' does not guarantee your capital; category '1' means that your capital is exposed to low risks but the opportunities for gains are limited. It does not mean a risk-free investment.

**Credit risk :** In the event of a deterioration in the quality of the issuer's credit, or if the issuer is no longer able to meet its commitments, the value of those instruments may decrease, resulting in a decrease in the net asset value.

**Liquidity Risk :** The Fund invests in assets which may be affected by a decrease in liquidity and in particular in small and mid cap stocks. This type of investment may affect the Fund's valuation and the prices at which the Fund may be obliged to liquidate its positions, particularly in the case of large redemptions, and may even make it impossible for the Fund to sell its holdings, with, as a result, a fall in the Net Asset Value of the UCITS.

## FEES

The fees and commissions are used to pay the costs of running the Fund, including the marketing and distribution costs. These fees reduce the potential growth of investments.

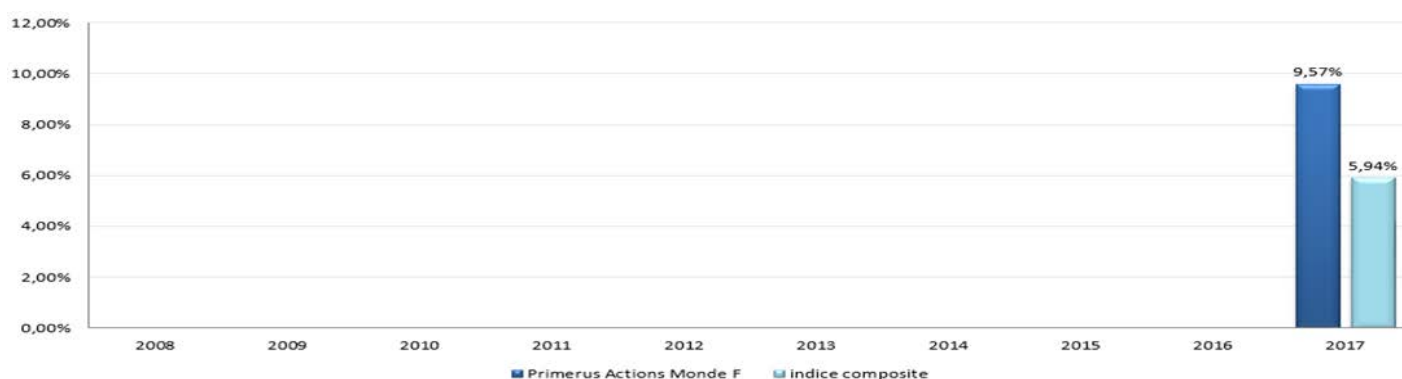
ONE-OFF CHARGES LEVIED BEFORE OR AFTER YOU INVEST	
ENTRY CHARGE	5% maximum
EXIT CHARGE	None
<i>The percentage indicated is the maximum that might be taken out of your capital before it is invested, based on the value of the shares of the Fund at the date of the execution of the order. In certain cases you may pay less. You can obtain the effective entry and exit fees from your financial advisor or distributor.</i>	
ANNUAL CHARGES LEVIED BY THE FUND	
ONGOING CHARGES (*)	2.58%
FEES LEVIED BY THE FUND UNDER GIVEN CIRCUMSTANCES	
PERFORMANCE FEE	None

(\*) The attention of the investor is drawn to the fact that the 'ongoing charges' figure is based on the estimated costs of the share as at its creation date. These charges may vary from year to year.

For more information about charges, please refer to the 'fees' section of the prospectus of this UCITS available on the website [www.flornoy.com](http://www.flornoy.com)

The ongoing charges do not include performance fees and transaction costs except in the case of an entry/exit charge paid by the UCITS when buying or selling units or shares in other collective investment vehicles.

## PAST PERFORMANCE



**WARNING:** Past performance is not a guide to future performance. It is not constant over time.

The Fund's performance is calculated with net coupons and dividends reinvested and net of direct and indirect fees and excluding entry and exit charges. Composite reference benchmark: 80% MSCI World NR Euros + 20% capitalised EONIA calculated with dividends reinvested and taking into account the capitalisation of interests for EONIA.

**FUND INCEPTION DATE:** 16/12/2016

**BASE CURRENCY:** Euro

## PRACTICAL INFORMATION

**CUSTODIAN :** CREDIT INDUSTRIEL ET COMMERCIAL (CIC).

**WHERE AND HOW TO OBTAIN INFORMATION ABOUT THE UCITS (Prospectus / Annual Report / Semi-annual Report) :** The UCITS prospectus and the latest annual and interim documents are sent free of charge in French within eight business days upon written request by the Shareholder to:

**Flornoy & Associés Gestion, 9 avenue de l'Opéra - 75001 Paris.**

**WEB ADDRESS :** These documents are also available on [www.flornoy.com](http://www.flornoy.com)

**WHERE AND HOW TO OBTAIN OTHER PRACTICAL INFORMATION AND SPECIFICALLY THE NET ASSET VALUE :** From the management company

**WHERE AND HOW TO OBTAIN INFORMATION ABOUT OTHER UNIT CLASSES :** From the management company

**TAX REGIME:**

Capital gains and income associated with holding units in the UCITS may be subject to tax depending on your tax regime. We recommend that you seek further information on this subject from the fund marketing agent.

The UCITS does not pay corporation tax and a tax transparency arrangement applies to shareholders. The tax regime applicable to amounts distributed by the UCITS or to its realised or unrealised capital gains or losses depends on the tax arrangements applicable to the individual investor's status and/or on the investment jurisdiction of the UCITS. Investors wishing to acquire additional information about their tax situation should contact their tax adviser.

**Flornoy & Associés Gestion may be held liable solely on the basis of any statement contained in this document that is misleading, inaccurate or inconsistent with the relevant parts of the prospectus for the UCITS.**

**Remuneration policy:** Details of the management company's remuneration policy are available on the company's website: <http://www.flornoy.com/reglementation.php>. A paper copy can also be made available free of charge upon request.

The Fund is authorised in France and regulated by the French financial market authority, **Autorité des Marchés Financiers (AMF)**.

**Flornoy & Associés Gestion is authorised in France and regulated by the Autorité des Marchés Financiers (AMF).**

The key investor information herein is accurate as at 17/01/2018.

# PRIMERUS Actions Monde

(Unit I - ISIN: FR0013215522)

## Key investor information document

This document provides you with key investor information about this fund. It is not marketing material. The information within this document is required by law to help you understand the characteristics and the risks of this investment fund. You are advised to read it so you can make an informed decision on whether or not to invest.

Management Company: Flornoy & Associés Gestion

### INVESTMENT OBJECTIVE AND INVESTMENT POLICY

The investment objective of PRIMERUS Actions Monde is to outperform its composite benchmark : 80% MSCI World NR EUR + 20% capitalised EONIA over the recommended investment period. The MSCI World NR Index is valued at closing and expressed in euros, dividends reinvested and the Eonia takes into account the capitalisation of interest.

It is classified as 'international equities.'

To achieve its investment objective, the investment team exposes the portfolio to global equity markets according to 3 strategies:

- Long-term investment theme (water, ageing, security, digital...)
- Geographic allocation by country or zone to benefit from different economic cycles
- The selection of international equity funds that have demonstrated over the long term an attractive risk/return based on the analysis of Flornoy & Associés Gestion. The selection of the managers is based on performance criteria, specific know-how, risk/return, quality of the Management Team, transparency of the decision-making process, etc.)

Based on its macroeconomic scenario, the investment team establishes the strategy through direct investments and/or UCITS or AIF and/or through forward financial instruments.

The investment team may seek to reduce risk if necessary by increasing the share of money market and fixed income instruments up to a limit of 40% of net assets

The UCITS shall respect the following exposure ranges on the net assets, either directly or via mutual funds:

- **From 60% to 100% in international equities of all capitalisation sizes, all geographical areas including emerging countries, all sectors ( target: from 80% to 100%), including:**
  - 60% maximum in equities of emerging countries;
  - A maximum of 60% in small-cap stocks ( market capitalisation of more than euros 500 million).

- **From 0% to 40% in money market and/or fixed income products (money market instruments, sovereign debt instruments, public and private sector, all geographical areas including emerging countries, Investment Grade rating according to the analysis by the Management Company or the rating agencies)**
- **From 0% to 100% in currency risk on non-euro currencies. The main currencies to which the fund can be exposed include the US dollar, the yen, the Indian rupee, the Hong Kong Dollar.**

The Fund may be invested in:

- Equities
- Debt securities and money market instruments.
- above 20% of its net assets in French or foreign UCITS and up to 30% in French AIFs, referred to in R.214-25 and meeting the conditions of article R.214-13 of the French monetary and financial code with a 10% maximum for each individual UCITS

It may also invest in futures traded on regulated French and foreign markets or over-the-counter for the purpose of hedging of equity and/or currency risks, without causing an overall overexposure of the net assets.

**Allocation of distributable sums :** Total Accumulation.

**Recommended minimum investment period:** over 5 years.

This UCITS may not be appropriate for investors who plan to withdraw their money before this date.

**Conditions for subscribing and redeeming shares:** Subscription and redemption orders are centralised each Friday when it is a business day before 11 a.m Paris time and executed on the basis of the next net asset value calculated on the day's closing prices.

The net asset value is calculated each Friday with the exception of public holidays and days on which the Paris Stock Exchange is closed.

### RISK AND REWARD PROFILE

Lower Risk ← Higher risk → This fund is in this category because of its significant exposure to equity markets. Investments in small and mid cap equities, in emerging markets, may result in large and rapid fluctuations in the net asset value due to the low liquidity of these markets and result in volatile net asset values, thus giving a high risk and return profile.

Potentially lower return			Potentially higher return			
1	2	3	4	5	6	7

#### MEANING OF THIS INDICATOR

This indicator helps to measure the level of volatility of the UCITS and the risk to which your capital is exposed.

Historical data such as that used to calculate the synthetic indicator may not be a reliable indication of the future risk profile of the UCITS.

The risk and reward category shown is not guaranteed to remain unchanged and the categorisation of the Fund may evolve over time.

A high possibility of gain also carries a high risk of loss. The Fund's risk category '5' does not guarantee your capital; category '1' means that your capital is exposed to low risks but the opportunities for gains are limited. It does not mean a risk-free investment.

#### OTHER MATERIAL RISKS NOT TAKEN INTO ACCOUNT BY THE INDICATOR :

**Credit risk :** In the event of a deterioration in the quality of the issuer's credit, or if the issuer is no longer able to meet its commitments, the value of those instruments may decrease, resulting in a decrease in the net asset value.

**Liquidity Risk :** The Fund invests in assets which may be affected by a decrease in liquidity and in particular in small and mid cap stocks. This type of investment may affect the Fund's valuation and the prices at which the Fund may be obliged to liquidate its positions, particularly in the case of large redemptions, and may even make it impossible for the Fund to sell its holdings, with, as a result, a fall in the Net Asset Value of the UCITS.

## FEES

The fees and commissions are used to pay the costs of running the Fund, including the marketing and distribution costs. These fees reduce the potential growth of investments.

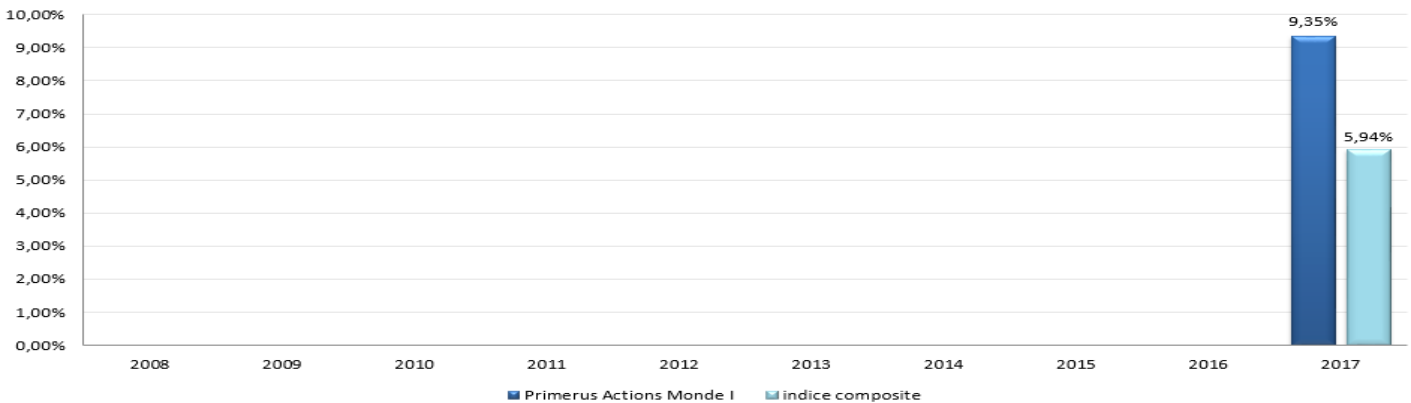
ONE-OFF CHARGES LEVIED BEFORE OR AFTER YOU INVEST	
ENTRY CHARGE	5% maximum
EXIT CHARGE	None
<i>The percentage indicated is the maximum that might be taken out of your capital before it is invested, based on the value of the shares of the Fund at the date of the execution of the order. In certain cases you may pay less. You can obtain the effective entry and exit fees from your financial advisor or distributor.</i>	
ANNUAL CHARGES LEVIED BY THE FUND	
ONGOING CHARGES (*)	2.79%
FEES LEVIED BY THE FUND UNDER GIVEN CIRCUMSTANCES	
PERFORMANCE FEE	None

(\*) The attention of the investor is drawn to the fact that the 'ongoing charges' figure is based on the estimated costs of the share as at its creation date. These charges may vary from year to year.

For more information about charges, please refer to the 'fees' section of the prospectus of this UCITS available on the website [www.flornoy.com](http://www.flornoy.com)

The ongoing charges do not include performance fees and transaction costs except in the case of an entry/exit charge paid by the UCITS when buying or selling units or shares in other collective investment vehicles.

## PAST PERFORMANCE



**WARNING:** Past performance is not a guide to future performance. It is not constant over time.

The Fund's performance is calculated with net coupons and dividends reinvested and net of direct and indirect fees and excluding entry and exit charges. Composite reference benchmark: 80% MSCI World NR Euros + 20% capitalised EONIA calculated with dividends reinvested and taking into account the capitalisation of interests for EONIA.

**FUND INCEPTION DATE:** 16/12/2016

**BASE CURRENCY:** Euro

## PRACTICAL INFORMATION

**CUSTODIAN :** CREDIT INDUSTRIEL ET COMMERCIAL (CIC).

**WHERE AND HOW TO OBTAIN INFORMATION ABOUT THE UCITS (Prospectus /Annual Report / Semi-annual Report) :** The UCITS prospectus and the latest annual and interim documents are sent free of charge in French within eight business days upon written request by the Shareholder to:

**Flornoy & Associés Gestion, 9 avenue de l'Opéra - 75001 Paris.**

**WEB ADDRESS :** These documents are also available on [www.flornoy.com](http://www.flornoy.com)

**WHERE AND HOW TO OBTAIN OTHER PRACTICAL INFORMATION AND SPECIFICALLY THE NET ASSET VALUE :** From the management company

**WHERE AND HOW TO OBTAIN INFORMATION ABOUT OTHER UNIT CLASSES :** From the management company

**TAX REGIME:**

Capital gains and income associated with holding units in the UCITS may be subject to tax depending on your tax regime. We recommend that you seek further information on this subject from the fund marketing agent.

The UCITS does not pay corporation tax and a tax transparency arrangement applies to shareholders. The tax regime applicable to amounts distributed by the UCITS or to its realised or unrealised capital gains or losses depends on the tax arrangements applicable to the individual investor's status and/or on the investment jurisdiction of the UCITS. Investors wishing to acquire additional information about their tax situation should contact their tax adviser.

Flornoy & Associés Gestion may be held liable solely on the basis of any statement contained in this document that is misleading, inaccurate or inconsistent with the relevant parts of the prospectus for the UCITS.

**Remuneration policy:** Details of the management company's remuneration policy are available on the company's website: <http://www.flornoy.com/reglementation.php>. A paper copy can also be made available free of charge upon request.

The Fund is authorised in France and regulated by the French financial market authority, Autorité des Marchés Financiers (AMF).

Flornoy & Associés Gestion is authorised in France and regulated by the Autorité des Marchés Financiers (AMF).

The key investor information herein is accurate as at 17/01/2018.

# PRIMERUS Actions Monde

(Unit R - ISIN : R0013215548)

## Key investor information document

This document provides you with key investor information about this fund. It is not marketing material. The information within this document is required by law to help you understand the characteristics and the risks of this investment fund. You are advised to read it so you can make an informed decision on whether or not to invest.

Management Company: Flornoy & Associés Gestion

### INVESTMENT OBJECTIVE AND INVESTMENT POLICY

The investment objective of PRIMERUS Actions Monde is to outperform its composite benchmark : 80% MSCI World NR EUR + 20% capitalised EONIA over the recommended investment period. The MSCI World NR Index is valued at closing and expressed in euros, dividends reinvested and the Eonia takes into account the capitalisation of interest.

It is classified as 'international equities.'

To achieve its investment objective, the investment team exposes the portfolio to global equity markets according to 3 strategies:

- Long-term investment theme (water, ageing, security, digital...)
- Geographic allocation by country or zone to benefit from different economic cycles
- The selection of international equity funds that have demonstrated over the long term an attractive risk/return rate. The selection of the managers is based on performance criteria, specific know-how, risk/return, quality of the Management Team, transparency of the decision-making process, etc.)

Based on its macroeconomic scenario, the investment team establishes the strategy through direct investments and/or UCITS or AIF and/or through forward financial instruments.

The investment team may seek to reduce risk if necessary by increasing the share of money market and fixed income instruments up to a limit of 40% of net assets

The UCITS shall respect the following exposure ranges on the net assets, either directly or via mutual funds:

- From 60% to 100% in international equities of all capitalisation sizes, all geographical areas including emerging countries, all sectors (target: from 80% to 100%), including:
  - 60% maximum in equities of emerging countries;
  - A maximum of 60% in small-cap stocks (market capitalisation of more than euros 500 million).

- From 0% to 40% in money market and/or fixed income products (money market instruments, sovereign debt instruments, public and private sector, all geographical areas including emerging countries, Investment Grade rating according to the analysis by the Management Company or the rating agencies)
- From 0% to 100% in currency risk on non-euro currencies. The main currencies to which the fund can be exposed include the US dollar, the yen, the Indian rupee, the Hong Kong Dollar.

The Fund may be invested in:

- Equities
- Debt securities and money market instruments.
- above 20% of its net assets in French or foreign UCITS and up to 30% in French AIFs, referred to in R.214-25 and meeting the conditions of article R.214-13 of the French monetary and financial code with a 10% maximum for each individual UCITS

It may also invest in futures traded on regulated French and foreign markets or over-the-counter for the purpose of hedging of equity and/or currency risks, without causing an overall overexposure of the net assets.

**Allocation of distributable sums :** Total Accumulation.

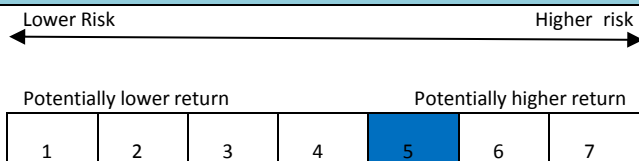
**Recommended minimum investment period:** over 5 years.

This UCITS may not be appropriate for investors who plan to withdraw their money before this date.

**Conditions for subscribing and redeeming shares:** Subscription and redemption orders are centralised each Friday when it is a business day before 11 a.m Paris time and executed on the basis of the next net asset value calculated on the day's closing prices.

The net asset value is calculated each Friday with the exception of public holidays and days on which the Paris Stock Exchange is closed.

### RISK AND REWARD PROFILE



This fund is in this category because of its significant exposure to equity markets. Investments in small and mid cap equities, in emerging markets, may result in large and rapid fluctuations in the net asset value due to the low liquidity of these markets and result in volatile net asset values, thus giving a high risk and return profile.

#### OTHER MATERIAL RISKS NOT TAKEN INTO ACCOUNT BY THE INDICATOR :

#### MEANING OF THIS INDICATOR

This indicator helps to measure the level of volatility of the UCITS and the risk to which your capital is exposed.

Historical data such as that used to calculate the synthetic indicator may not be a reliable indication of the future risk profile of the UCITS.

The risk and reward category shown is not guaranteed to remain unchanged and the categorisation of the Fund may evolve over time.

A high possibility of gain also carries a high risk of loss. The Fund's risk category '5' does not guarantee your capital; category '1' means that your capital is exposed to low risks but the opportunities for gains are limited. It does not mean a risk-free investment.

**Credit risk :** In the event of a deterioration in the quality of the issuer's credit, or if the issuer is no longer able to meet its commitments, the value of those instruments may decrease, resulting in a decrease in the net asset value.

**Liquidity Risk :** The Fund invests in assets which may be affected by a decrease in liquidity and in particular in small and mid cap stocks. This type of investment may affect the Fund's valuation and the prices at which the Fund may be obliged to liquidate its positions, particularly in the case of large redemptions, and may even make it impossible for the Fund to sell its holdings, with, as a result, a fall in the Net Asset Value of the UCITS.

## FEES

The fees and commissions are used to pay the costs of running the Fund, including the marketing and distribution costs. These fees reduce the potential growth of investments.

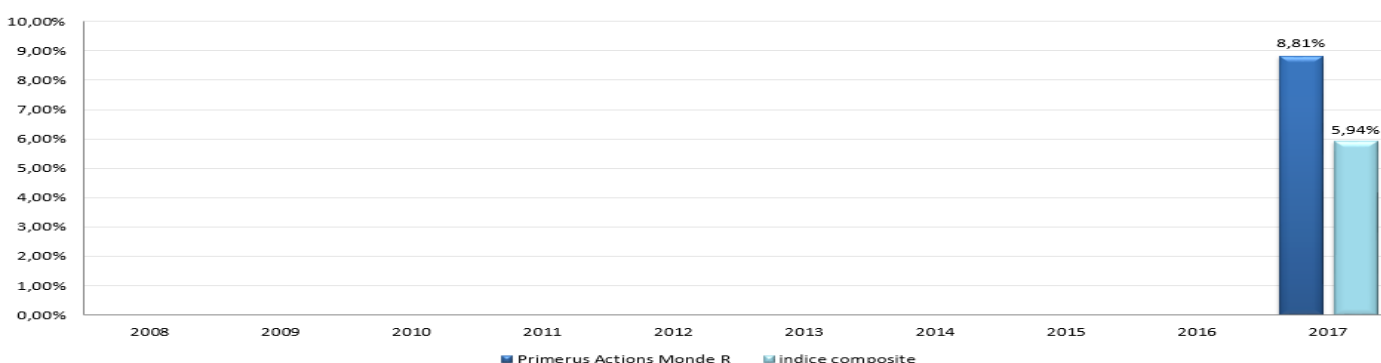
ONE-OFF CHARGES LEVIED BEFORE OR AFTER YOU INVEST	
ENTRY CHARGE	5% maximum
EXIT CHARGE	None
The percentage indicated is the maximum that might be taken out of your capital before it is invested, based on the value of the shares of the Fund at the date of the execution of the order. In certain cases you may pay less. You can obtain the effective entry and exit fees from your financial advisor or distributor.	
ANNUAL CHARGES LEVIED BY THE FUND	
ONGOING CHARGES (*)	3.32%
FEES LEVIED BY THE FUND UNDER GIVEN CIRCUMSTANCES	
PERFORMANCE FEE	None

(\*) The attention of the investor is drawn to the fact that the 'ongoing charges' figure is based on the estimated costs of the share as at its creation date. These charges may vary from year to year.

For more information about charges, please refer to the 'fees' section of the prospectus of this UCITS available on the website [www.flornoy.com](http://www.flornoy.com)

The ongoing charges do not include performance fees and transaction costs except in the case of an entry/exit charge paid by the UCITS when buying or selling units or shares in other collective investment vehicles.

## PAST PERFORMANCE



**WARNING:** Past performance is not a guide to future performance. It is not constant over time.

The Fund's performance is calculated with net coupons and dividends reinvested and net of direct and indirect fees and excluding entry and exit charges. Composite reference benchmark: 80% MSCI World NR Euros + 20% capitalised EONIA calculated with dividends reinvested and taking into account the capitalisation of interests for EONIA.

**FUND INCEPTION DATE:** 16/12/2016

**BASE CURRENCY:** Euro

## PRACTICAL INFORMATION

**CUSTODIAN :** CREDIT INDUSTRIEL ET COMMERCIAL (CIC).

**WHERE AND HOW TO OBTAIN INFORMATION ABOUT THE UCITS (Prospectus / Annual Report / Semi-annual Report) :** The UCITS prospectus and the latest annual and interim documents are sent free of charge in French within eight business days upon written request by the Shareholder to:

**Flornoy & Associés Gestion, 9 avenue de l'Opéra - 75001 Paris.**

**WEB ADDRESS :** These documents are also available on [www.flornoy.com](http://www.flornoy.com)

**WHERE AND HOW TO OBTAIN OTHER PRACTICAL INFORMATION AND SPECIFICALLY THE NET ASSET VALUE :** From the management company

**WHERE AND HOW TO OBTAIN INFORMATION ABOUT OTHER UNIT CLASSES :** From the management company

**TAX REGIME:**

Capital gains and income associated with holding units in the UCITS may be subject to tax depending on your tax regime. We recommend that you seek further information on this subject from the fund marketing agent.

The UCITS does not pay corporation tax and a tax transparency arrangement applies to shareholders. The tax regime applicable to amounts distributed by the UCITS or to its realised or unrealised capital gains or losses depends on the tax arrangements applicable to the individual investor's status and/or on the investment jurisdiction of the UCITS. Investors wishing to acquire additional information about their tax situation should contact their tax adviser.

**Flornoy & Associés Gestion may be held liable solely on the basis of any statement contained in this document that is misleading, inaccurate or inconsistent with the relevant parts of the prospectus for the UCITS.**

**Remuneration policy:** Details of the management company's remuneration policy are available on the company's website: <http://www.flornoy.com/reglementation.php>. A paper copy can also be made available free of charge upon request.

The Fund is authorised in France and regulated by the French financial market authority, Autorité des Marchés Financiers (AMF).

Flornoy & Associés Gestion is authorised in France and regulated by the Autorité des Marchés Financiers (AMF).

The key investor information herein is accurate as at 17/01/2018.